

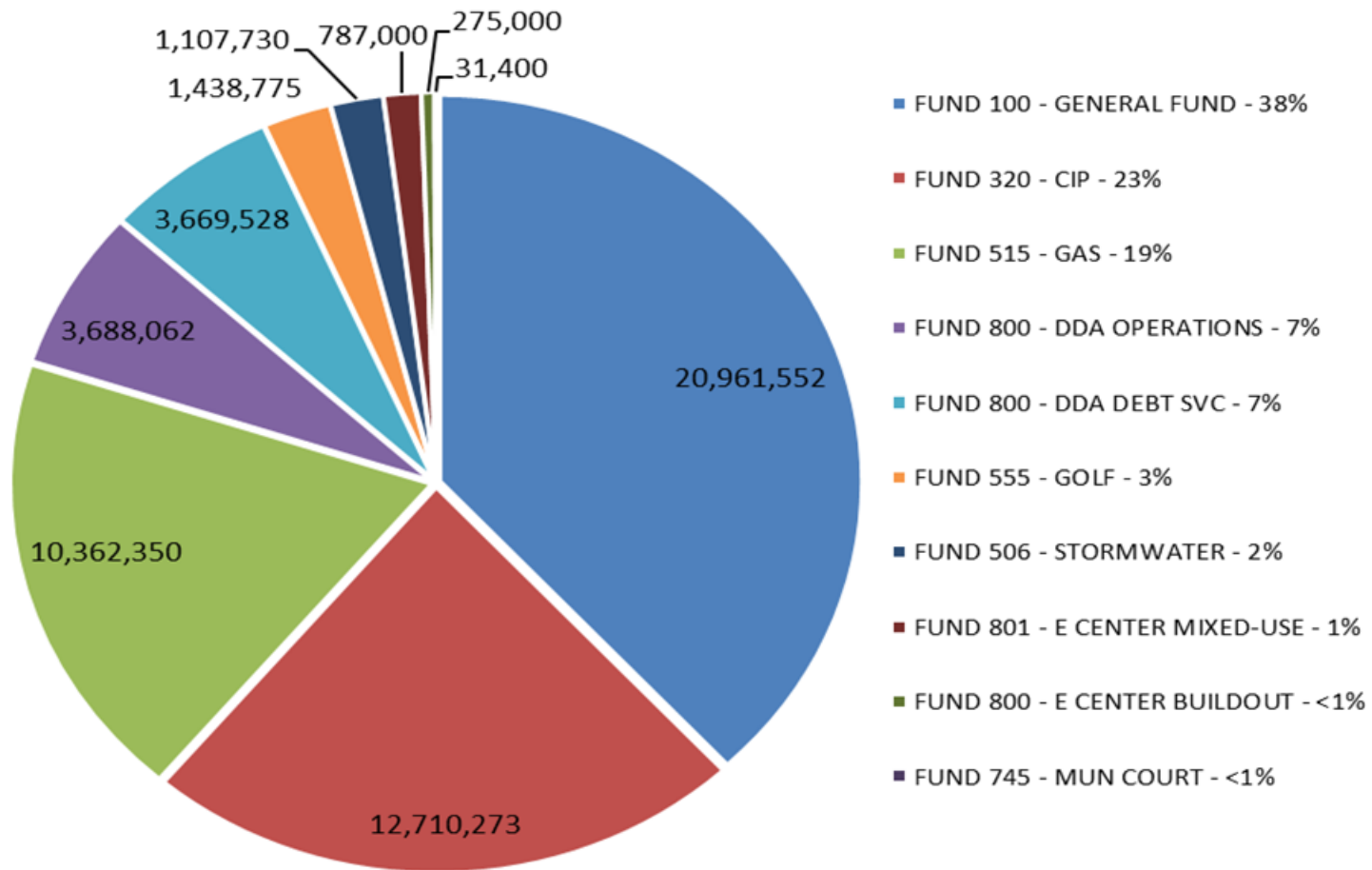


**APPROVED - City of Sugar Hill Budget
Summary ~ Fiscal Year: 2023**

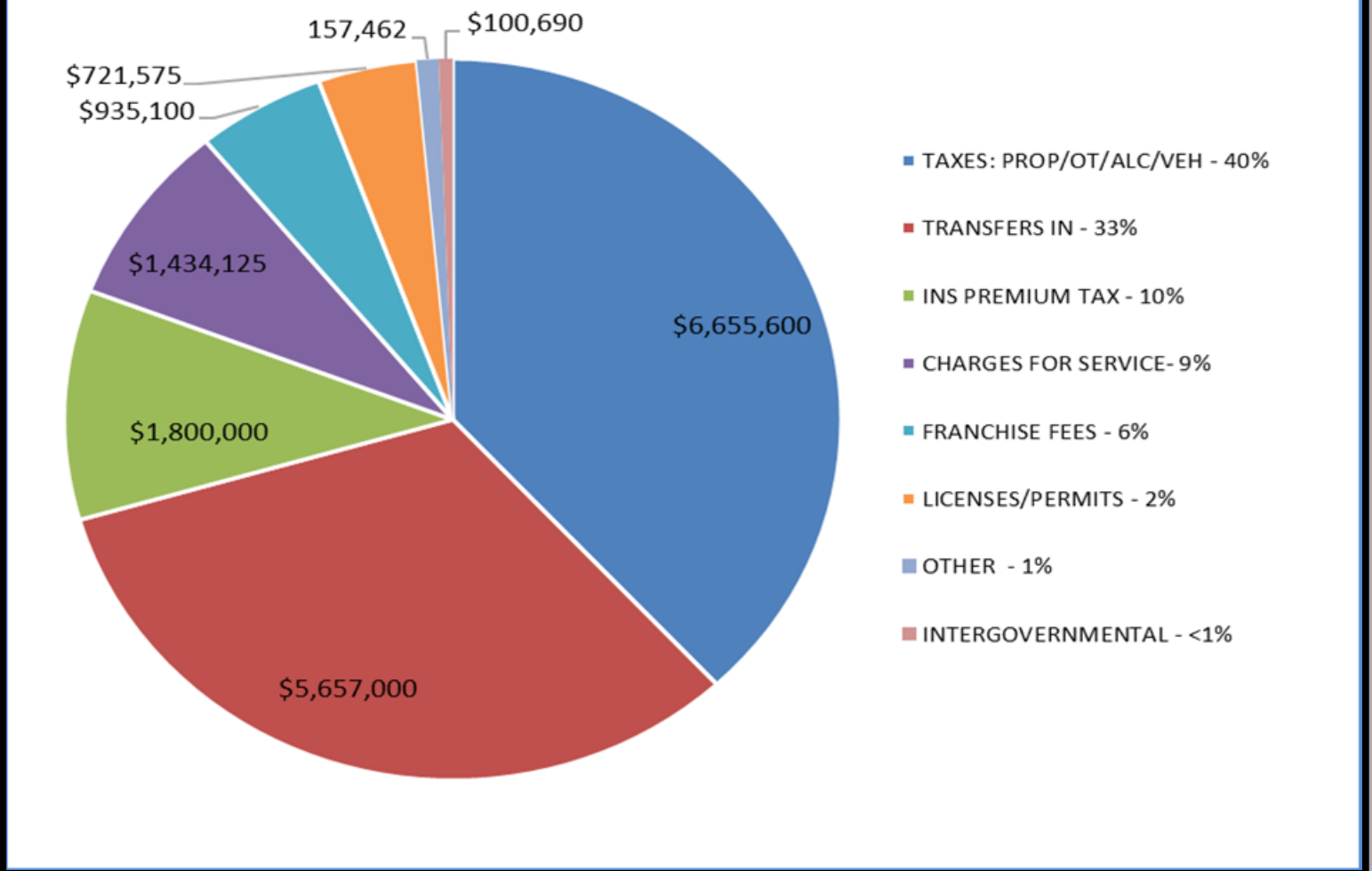
GENERAL FUND - 100	2023
Department	Approved
MAYOR & COUNCIL	110,810
ELECTIONS	28,000
ADMINISTRATION	10,385,052
INFORMATION TECHNOLOGY	342,320
FACILITIES	1,610,950
PUBLIC SAFETY	1,056,620
STREET	1,927,310
LANDFILL	50,000
CEMETERY	64,865
RECREATION	1,810,350
CULTURAL RESOURCES/COMMUNITY ENGAGEMENT	85,000
EAGLE THEATER	611,800
BOWL/PLAZA EVENTS	1,128,775
PLANNING & DEVELOPMENT	1,190,645
ECONOMIC DEVELOPMENT	559,055
	\$20,961,552
OTHER FUNDS & CAPITAL IMPROVEMENT BUDGET	2023 Approved
FUND 230 - AMERICAN RESCUE PLAN ACT	0
FUND 320 - CAPITAL IMPROVEMENT PROGRAM	12,710,273
FUND 515 - GAS	10,362,350
FUND 555 - GOLF	1,438,775
FUND 560 - STORMWATER	1,107,730
FUND 745 - MUNICIPAL COURT	31,400
FUND 800 - DDA OPERATIONS	3,688,062
FUND 800 - DDA E CENTER	275,000
FUND 800 - DDA DEBT SERVICE	3,669,528
FUND 801-7560 - E CENTER MIXED-USE	757,000
FUND 801-7570 - SOLIS MIXED-USE	30,000
	\$34,070,118

BUDGET TOTAL: \$55,031,670

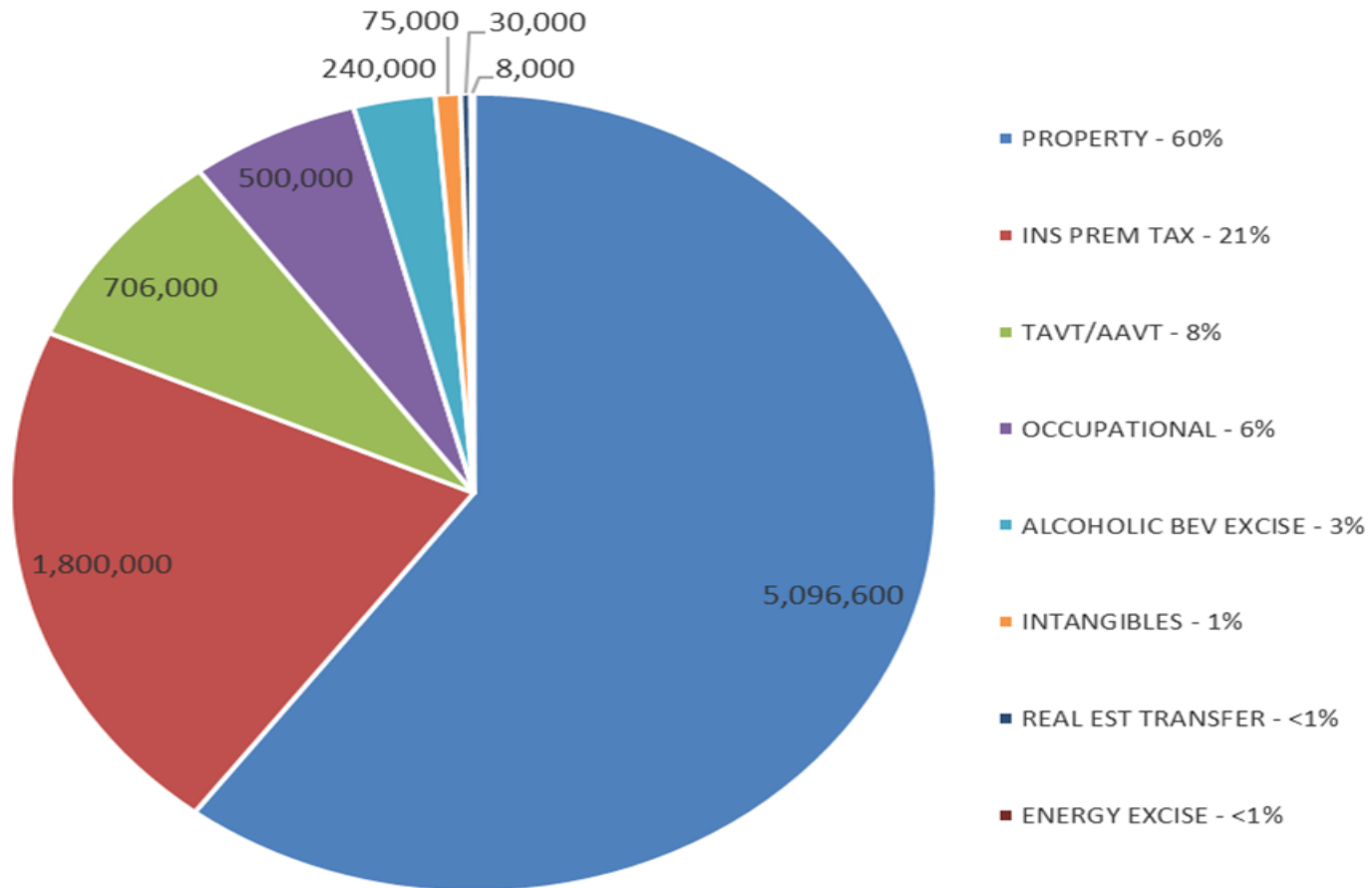
2023 PROPOSED BUDGET BY FUND



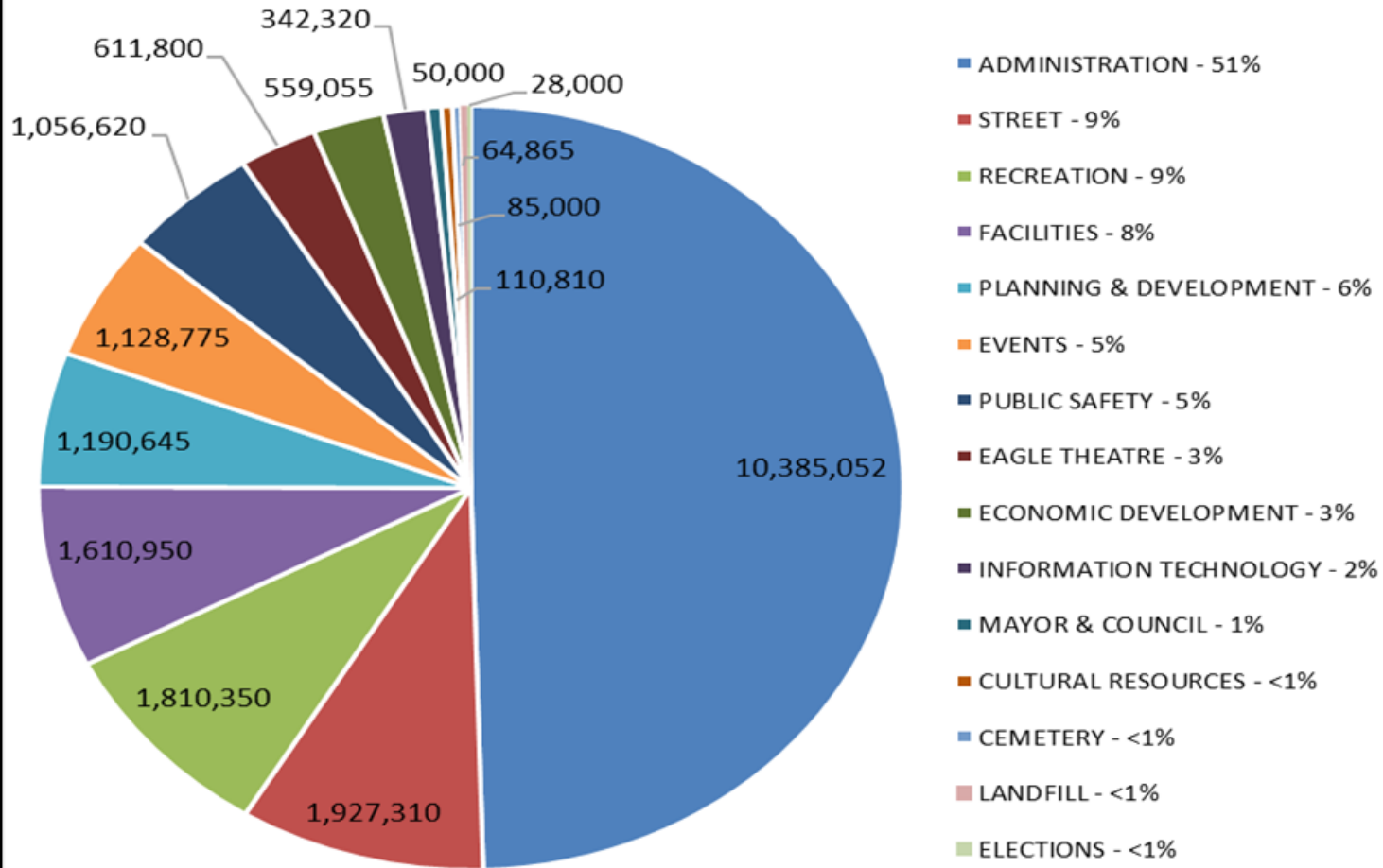
2023 PROPOSED GENERAL FUND REVENUE BY SOURCE



2023 PROPOSED GENERAL FUND TAX REVENUE BREAKDOWN



2023 PROPOSED GENERAL FUND EXPENDITURES BY DEPARTMENT





CAPITAL IMPROVEMENT BUDGET 2023 - 2027

Type	Project	Five Year Total	External Funding	Source	Local Funding	Source	2023 Total	YEAR					
								2023	2023	2024	2025	2026	2027
C	CEMETERY PHASE 2 DEVELOPMENT (CONT. FROM '22)	250,000	250,000	SP-C17/23	0	GF	250,000	250,000	<input checked="" type="checkbox"/>				
T	HIGHWAY 20 PEDESTRIAN BRIDGE	5,200,000	2,600,000	SP-T17/23	2,600,000	GF	295,000	295,000	<input checked="" type="checkbox"/>		<input checked="" type="checkbox"/>	<input checked="" type="checkbox"/>	
T	ALTON TUCKER BLVD/LEVEL CREEK RD EXTENSION	2,092,500	2,092,500	SP-JT/T17			2,092,500	2,092,500	<input checked="" type="checkbox"/>				
T	SIDEWALKS- WHITEHEAD NORTH	500,000	500,000	SP-JT/T17			500,000	500,000	<input checked="" type="checkbox"/>				
R	RIDGE LAKE PARK	4,252,057	3,502,057	SP-R17/R23	750,000	GF	3,149,518	3,149,518	<input checked="" type="checkbox"/>			<input checked="" type="checkbox"/>	
ED	GATEWAY IMPROVEMENTS / WAYFARING SIGNAGE	332,000	200,000	GT	132,000	GF	82,000	82,000	<input checked="" type="checkbox"/>	<input checked="" type="checkbox"/>	<input checked="" type="checkbox"/>		
ED	DOWNTOWN / PARK ACTIVATION AND ACCESSORIES	225,000			225,000	GF	75,000	75,000	<input checked="" type="checkbox"/>	<input checked="" type="checkbox"/>			
T	HIGHWAY 20 EAST WIDENING - DESIGN ENHANCEMENTS ¹	600,000	600,000	SP-JT/T17			600,000	600,000	<input checked="" type="checkbox"/>				
W	BOWL POND STORM & FLOOD IMPROVEMENTS	3,914,626	1,164,626	GT	2,750,000	GF	3,914,626	3,914,626	<input checked="" type="checkbox"/>				
R	RESTROOM BUILDING @ GARY PIRKLE PARK	750,000	750,000	SP-R17			750,000	750,000	<input checked="" type="checkbox"/>				
T	LMIG - ROAD RESURFACING	2,901,629	2,150,000	SP-T17,GDOT	751,629	GF	1,001,629	1,001,629	<input checked="" type="checkbox"/>		<input checked="" type="checkbox"/>		<input checked="" type="checkbox"/>
R	E CENTER REC - PHASE II	4,398,824	4,398,824	SP-R17						<input checked="" type="checkbox"/>	<input checked="" type="checkbox"/>		
T	HIGHWAY 20 STREETScape LANDSCAPING UPGRADES	1,123,165	1,123,165	GT/SP-T17						<input checked="" type="checkbox"/>	<input checked="" type="checkbox"/>		
T	DOWNTOWN STREETScape UPGRADES - INTERSECTION	2,734,329	1,000,000	SP-T17	1,734,329	GF				<input checked="" type="checkbox"/>	<input checked="" type="checkbox"/>	<input checked="" type="checkbox"/>	<input checked="" type="checkbox"/>
C	DOWNTOWN INTERACTIVE IMPROVEMENTS	100,000	100,000	GT						<input checked="" type="checkbox"/>			
W	CRAYFISH CREEK STORMWATER CULVERT REPLACEMENT	750,000	200,000	ARPA	550,000	GF				<input checked="" type="checkbox"/>			
T	TRANSPORTATION IMPROVEMENTS - BAILEY, SPRING HILL	2,881,239	2,300,000	SP-T23	581,239	GF					<input checked="" type="checkbox"/>	<input checked="" type="checkbox"/>	<input checked="" type="checkbox"/>
T	WHITEHEAD ROAD ROUNDABOUT IMPROVEMENTS	1,075,000	1,075,000	SP-T17							<input checked="" type="checkbox"/>	<input checked="" type="checkbox"/>	<input checked="" type="checkbox"/>
T	SUGAR LOOP GREENWAY (HILLCREST EXTENSION)	4,287,651	4,287,651	SP-T17						<input checked="" type="checkbox"/>			
T	SUGAR LOOP - GREENWAY TRAIL PROGRAM (FUTURE)	10,471,055	10,471,055	SP-T23								<input checked="" type="checkbox"/>	<input checked="" type="checkbox"/>
R	S. RICHLAND CK RD GREENWAY TRAILHEAD PARK	2,006,240	2,006,240	SP-R23/GT								<input checked="" type="checkbox"/>	<input checked="" type="checkbox"/>
C	BOWL IMPROVEMENTS PH. 4 (STAGE IMPRV. / ADD SEATING)	4,900,172	4,900,172	SP-C17/23								<input checked="" type="checkbox"/>	
ED	GATEWAY MONUMENT SIGN: HIGHWAY 20 AT RIVER	551,269	301,269	GT	250,000	GF							<input checked="" type="checkbox"/>
W	DOWNTOWN PUBLIC PARKING	5,588,500	5,588,500	SP-T23						<input checked="" type="checkbox"/>			
W	PARKING ACCESS CONTROLS / DOWNTOWN	267,500	267,500	SP-T23						<input checked="" type="checkbox"/>			
SUMMARY		TOTAL	EXTERNAL		LOCAL				2023	2024	2025	2026	2027
		\$62,152,756	\$51,828,559		\$10,324,197				\$12,710,273	\$12,085,500	\$11,792,589	\$13,607,126	\$11,957,268

PROJECT CATEGORIES

- T TRANSPORTATION
 - R RECREATION
 - C CULTURAL PROGRAMMING / RESOURCES
 - ED ECONOMIC DEVELOPMENT
 - AM ASSET MANAGEMENT
 - W WATER / WASTEWATER / STORMWATER
- NOTES**

1 HWY 20 - Ped bridge over RR Ave, Trail to SH Station from PIB

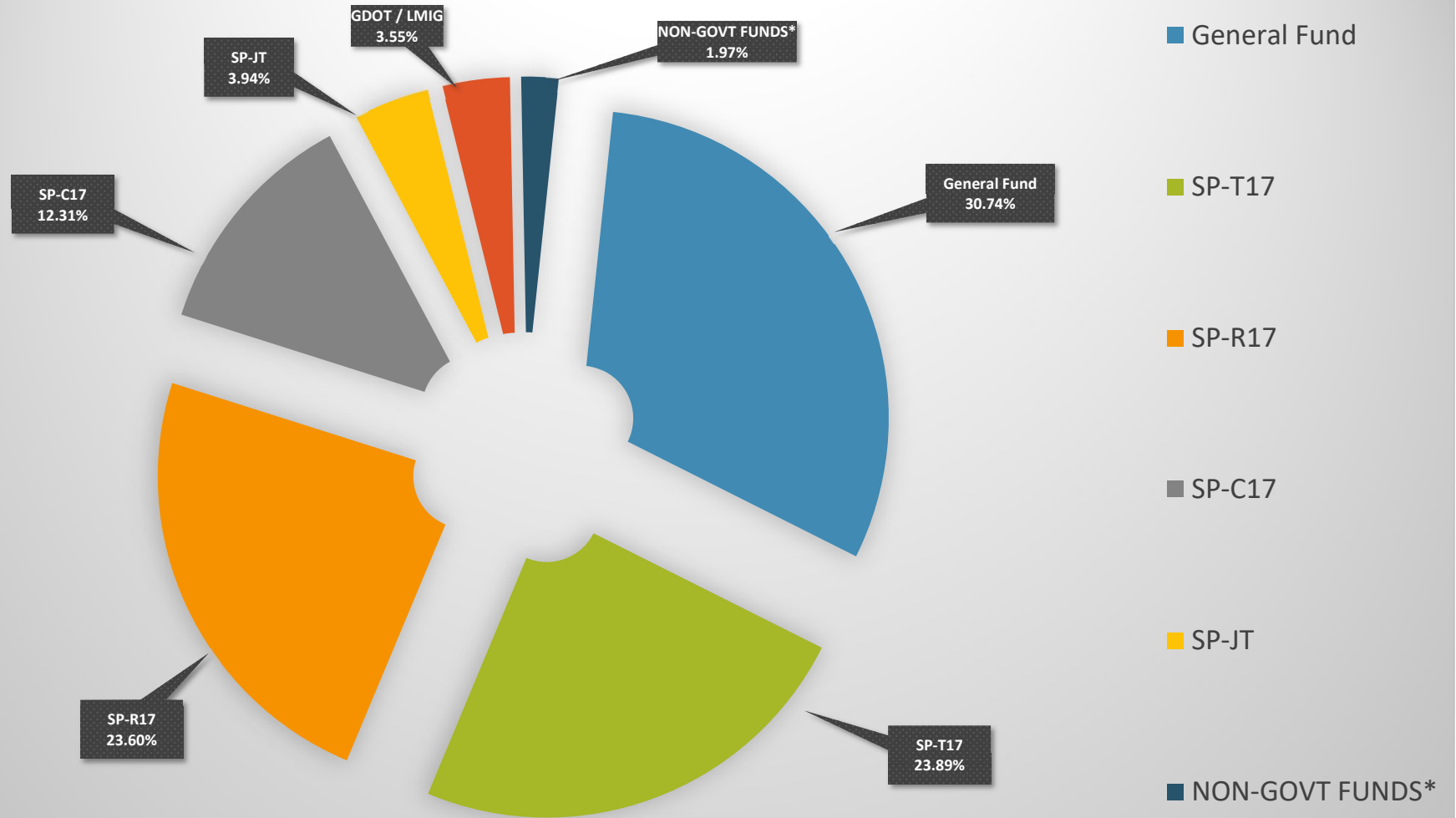
SOURCE OF FUNDS

- GF: GENERAL FUND
- SP-**17: SPLOST17 - TRANSPORTATION, CULTURAL, REC.
- SP-JT: SPLOST17 - JOINT TRANSPORTATION (COUNTY 81%/CITY 19%)
- GDOT: LOCAL MAINT. IMPROVEMENT GRANT (LMIG) ANNUAL FUNDS - OR OTHER GDOT PROG.
- GT: GRANT
- LCI: LIVABLE CENTERS INITIATIVE GRANT PROGRAM
- SP-**23: FUTURE SPLOST ISSUE - 2023
- GT/RSV/NGF: GRANT/RESERVES/NON-GOVT FUNDS

SUGAR HILL 2023 CIP SOURCE OF FUNDS

PROJECT NAME	Annual Tot.	General Fund	SP-T17	SP-R17	SP-C17	SP-JT	GDOT / LMIG	NON-GOVT FUNDS*
CEMETERY PHASE 2 DEVELOPMENT (CONT. FROM '22)	\$250,000	\$0	\$0	\$0	\$250,000	\$0	\$0	\$0
HIGHWAY 20 PEDESTRIAN BRIDGE	\$295,000	\$0	\$295,000	\$0	\$0	\$0	\$0	\$0
ALTON TUCKER BLVD/LEVEL CREEK RD EXTENSION	\$2,092,500	\$0	\$1,625,500	\$0	\$0	\$217,000	\$0	\$250,000
SIDEWALKS- WHITEHEAD NORTH	\$500,000	\$0	\$216,500	\$0	\$0	\$283,500	\$0	\$0
RIDGE LAKE PARK	\$3,149,518	\$750,000	\$0	\$2,249,518	\$150,000	\$0	\$0	\$0
GATEWAY IMPROVEMENTS / WAYFARING SIGNAGE	\$82,000	\$82,000	\$0	\$0	\$0	\$0	\$0	\$0
DOWNTOWN / PARK ACTIVATION AND ACCESSORIES	\$75,000	\$75,000	\$0	\$0	\$0	\$0	\$0	\$0
HIGHWAY 20 EAST WIDENING - DESIGN ENHANCEMENTS¹	\$600,000	\$0	\$600,000	\$0	\$0	\$0	\$0	\$0
BOWL POND STORM & FLOOD IMPROVEMENTS	\$3,914,626	\$2,750,000	\$0	\$0	\$1,164,626	\$0	\$0	\$0
RESTROOM BUILDING @ GARY PIRKLE PARK	\$750,000	\$0	\$0	\$750,000	\$0	\$0	\$0	\$0
LMIG - ROAD RESURFACING	\$1,001,629	\$250,000	\$300,000	\$0	\$0	\$0	\$451,629	\$0
TOTALS:	\$12,710,273	\$3,907,000	\$3,037,000	\$2,999,518	\$1,564,626	\$500,500	\$451,629	\$250,000

SUGAR HILL 2023 CIP SOURCE OF FUNDS



**SUGAR HILL 2023 - 2027 CIP
SOURCE OF FUNDS**

	5-YR TOTAL	GEN FUND	SP-T17	SP-R17	SP-C17	SP-JT	GDOT / LMIG	LCI	SPLOST T23	SPLOST R23	SPLOST C23	GT / RESRV / NGFUNDS
CEMETERY PHASE 2 DEVELOPMENT (CONT. FROM '22)	\$250,000	\$0	\$0	\$0	\$250,000	\$0	\$0	\$0	\$0	\$0	\$0	\$0
HIGHWAY 20 PEDESTRIAN BRIDGE	\$5,200,000	\$2,600,000	\$295,000	\$0	\$0	\$0	\$0	\$0	\$1,250,000	\$0	\$0	\$1,055,000
ALTON TUCKER BLVD/LEVEL CREEK RD EXTENSION	\$2,092,500	\$0	\$1,625,500	\$0	\$0	\$217,000	\$0	\$0	\$0	\$0	\$0	\$250,000
SIDEWALKS- WHITEHEAD NORTH	\$500,000	\$0	\$216,500	\$0	\$0	\$283,500	\$0	\$0	\$0	\$0	\$0	\$0
RIDGE LAKE PARK	\$4,252,057	\$750,000	\$0	\$2,322,340	\$0	\$0	\$0	\$0	\$0	\$1,179,716	\$0	\$0
GATEWAY IMPROVEMENTS / WAYFARING SIGNAGE	\$332,000	\$132,000	\$0	\$0	\$0	\$0	\$0	\$0	\$0	\$0	\$0	\$200,000
DOWNTOWN / PARK ACTIVATION AND ACCESSORIES	\$225,000	\$225,000	\$0	\$0	\$0	\$0	\$0	\$0	\$0	\$0	\$0	\$0
HIGHWAY 20 EAST WIDENING - DESIGN ENHANCEMENTS1	\$600,000	\$0	\$600,000	\$0	\$0	\$0	\$0	\$0	\$0	\$0	\$0	\$0
BOWL POND STORM & FLOOD IMPROVEMENTS	\$3,914,626	\$2,750,000	\$0	\$0	\$1,164,626	\$0	\$0	\$0	\$0	\$0	\$0	\$0
RESTROOM BUILDING @ GARY PIRKLE PARK	\$750,000	\$0	\$0	\$750,000	\$0	\$0	\$0	\$0	\$0	\$0	\$0	\$0
LMIG - ROAD RESURFACING	\$2,901,629	\$751,629	\$150,000	\$0	\$0	\$0	\$1,250,000	\$0	\$750,000	\$0	\$0	\$0
E CENTER REC - PHASE II	\$4,398,824	\$0	\$0	\$4,398,824	\$0	\$0	\$0	\$0	\$0	\$0	\$0	\$0
HIGHWAY 20 STREETScape LANDSCAPING UPGRADES	\$1,123,165	\$0	\$273,165	\$0	\$0	\$0	\$0	\$850,000	\$0	\$0	\$0	\$0
DOWNTOWN STREETScape UPGRADES - INTERSECTION	\$2,734,329	\$1,734,329	\$1,000,000	\$0	\$0	\$0	\$0	\$0	\$0	\$0	\$0	\$0
DOWNTOWN INTERACTIVE IMPROVEMENTS	\$100,000	\$0	\$0	\$0	\$0	\$0	\$0	\$0	\$0	\$0	\$0	\$100,000
CRAYFISH CREEK STORMWATER CULVERT REPLACEMENT	\$750,000	\$550,000	\$0	\$200,000	\$0	\$0	\$0	\$0	\$0	\$0	\$0	\$0
TRANSPORTATION IMPROVEMENTS - BAILEY, SPRING HILL	\$2,881,239	\$581,239	\$0	\$0	\$0	\$0	\$0	\$0	\$2,300,000	\$0	\$0	\$0
WHITEHEAD ROAD ROUNDABOUT IMPROVEMENTS	\$1,075,000	\$0	\$500,000	\$0	\$0	\$0	\$0	\$0	\$575,000	\$0	\$0	\$0
SUGAR LOOP GREENWAY (HILLCREST EXTENSION)	\$4,287,651	\$0	\$4,287,651	\$0	\$0	\$0	\$0	\$0	\$0	\$0	\$0	\$0
SUGAR LOOP - GREENWAY TRAIL PROGRAM (FUTURE)	\$10,471,055	\$0	\$0	\$0	\$0	\$0	\$0	\$0	\$10,471,055	\$0	\$0	\$0
S. RICHLAND CK RD GREENWAY TRAILHEAD PARK	\$2,006,240	\$0	\$0	\$0	\$0	\$0	\$0	\$0	\$0	\$1,506,240	\$0	\$500,000
BOWL IMPROVEMENTS PH. 4 (STAGE IMPRV. / ADD SEATING)	\$4,900,172	\$0	\$0	\$0	\$200,000	\$0	\$0	\$0	\$0	\$0	\$4,700,172	\$0
GATEWAY MONUMENT SIGN: HIGHWAY 20 AT RIVER	\$551,269	\$250,000	\$0	\$0	\$0	\$0	\$0	\$0	\$0	\$0	\$0	\$301,269
DOWNTOWN PUBLIC PARKING	\$5,588,500	\$0	\$0	\$0	\$0	\$0	\$0	\$0	\$5,588,500	\$0	\$0	\$0
PARKING ACCESS CONTROLS / DOWNTOWN	\$267,500	\$0	\$0	\$0	\$0	\$0	\$0	\$0	\$267,500	\$0	\$0	\$0
TOTALS:	\$62,152,756	\$10,324,198	\$8,947,816	\$7,671,164	\$1,614,626	\$500,500	\$1,250,000	\$850,000	\$21,202,055	\$2,685,957	\$4,700,172	\$2,406,269

SUGAR HILL 2023-2027 CIP SOURCE OF FUNDS

